











COVID-19 CLEANING GUIDE

Personal Protective Equipment (PPE) must be used by all staff cleaning the Health Centres











ENVIRONMENT	CLEANING PRODUCT	
<p>Before putting on PPE And after taking it off</p>	 <p>Use alcohol-based hand rub</p>	
<p>COVID19 waiting area, Clinic room. Emergency room after COVID19 client</p>	 <p>Don't touch your face Wear mask, goggles, gown and gloves.</p>	
<p>All other areas of the Health Centre</p>	 <p>Don't touch your face Wear mask, goggles and gloves.</p>	












Equipment must always be cleaned between each patient

EQUIPMENT		CLEANING PRODUCT	
BP cuff			Clean outer and inner cuff and cable with Clinell wipes.
BP Trolley			Clean screen, buttons, cords, finger probe and BP cuff with ...
ECG leads			Clean each clip and lead with Clinell wipes.
Glucometer & case			Clean glucometer and outer case with Clinell wipes.
HemoCue			Clean all surfaces with Clinell wipes
Infusion pumps			Clean pump and pole with Clinell wipes.

<p>Otoscopes - Orosopes</p>			<p>Clean head, body and cord with Clinell wipes.</p> <p>Dispose of earpieces immediately into general waste bin.</p>
<p>Stethoscope</p>			<p>Clean earpieces, arms, cord and bell with Clinell wipes.</p>
<p>Safety glasses (Non-disposable)</p>			<p>Clean all surfaces with Clinell wipes.</p>
<p>Thermometer</p>			<p>Clean thermometers and cradle with Clinell wipes.</p>
<p>Procedure trolleys</p>			<p>Clean all outer surfaces and handles with Clinell wipes.</p>
<p>Scales</p>			<p>Clean screen and buttons with Clinell Clean foot plate with Clinell</p>



Clean high touch surfaces x2 daily
Wait 30min after patient before cleaning patient area

ENVIRONMENT	CLEANING PRODUCT		
<p>COVID19 waiting area, Clinic room. Emergency room after COVID19 client</p>			
<p>All other areas of the Heath Centre</p>			
<p>Equipment in patient care areas</p>			<p>Clean all surfaces of examination trolleys / beds / stretchers and pillows with Clinell wipes.</p>
<p>Linen</p>			<p>Use disposable linen only. Carefully dispose of linen immediately into general waste bin.</p>

<p>Client chairs</p>			<p>Clean all surfaces with Clinell wipes.</p>
<p>Car / ambulance</p>	 		<p>Clean door handles, steering wheel and gear stick with Clinell wipes. Use disposable linen.</p>
<p>Work station</p>			<p>Clean desk, keyboard and mouse with Clinell wipes.</p>
<p>Telephone</p>			<p>Clean all surfaces including keypad, handset, cord and mouthpiece with Clinell wipes.</p>
<p>Work benches Counter tops</p>			<p>Clean all surfaces with Clinell wipes.</p>

<p>High touch areas</p>			<p>Clean with Clinell wipes.</p>
<p>General waste bin</p>			<p>Clean all surfaces with Clinell wipes</p>

CLEANING PRODUCT INFORMATION

	<ul style="list-style-type: none"> • Detergent and disinfectant impregnated wipes. • Dirty looking equipment must be washed with Detcon first. • Let cleaned equipment / area airdry before storing or using.
	<ul style="list-style-type: none"> • Floor cleaner • Fill mop bucket 2/3 to the top or 10 litres • Dilute 100mls of Amazing in 10 Litres of <u>cold water.</u>













- General purpose detergent.
- Dilute 15mls of Detcon in 5 Litres of **hot water.**
- Use paper towel

















- Disinfectant spray
- Clean first with Detcon, let dry
- Spray with











If Clinell Wipes are unavailable











Equipment must always be cleaned between each patient

EQUIPMENT		CLEANING PRODUCT	
BP cuff			Clean outer and inner cuff and cable with Detcon then Viraclean spray
BP Trolley			Clean screen, buttons, cords, finger probe and BP cuff with Detcon then Viraclean spray
ECG leads			Clean each clip and lead. with Detcon then Viraclean spray
Glucometer & case			Clean glucometer and outer case with Detcon then Viraclean spray
HemoCue			Clean all surfaces with Detcon then Viraclean spray

<p>Infusion pumps</p>		 <p>Clean first Then Spray</p>	<p>Clean pump and pole with Detcon then Viraclean spray</p>
<p>Otoscopies - Orosopes</p>		 <p>Clean first Then Spray</p>	<p>Clean head, body and cord with Detcon then Viraclean spray</p> <p>Dispose of earpieces immediately into general waste bin.</p>
<p>Stethoscope</p>		 <p>Clean first Then Spray</p>	<p>Clean earpieces, arms, cord and bell with Detcon then Viraclean spray.</p>
<p>Safety glasses (Non-disposable)</p>		 <p>Clean first Then Spray</p>	<p>Clean all surfaces with Detcon then Viraclean spray</p>
<p>Thermometer</p>		 <p>Clean first Then Spray</p>	<p>Clean thermometers and cradle with Detcon then Viraclean spray</p>
<p>Procedure trolleys</p>		 <p>Clean first Then Spray</p>	<p>Clean all outer surfaces and handles with Detcon then Viraclean spray</p>
<p>Scales</p>		 <p>Clean first Then Spray</p>	<p>Clean screen and buttons with Detcon then Viraclean spray Clean foot plate with Detcon then Viraclean spray</p>



Clean high touch surfaces x2 daily
Wait 30min after patient before cleaning patient area

ENVIRONMENT	CLEANING PRODUCT		
<p>COVID19 waiting area, Clinic room. Emergency room after COVID19 client</p>			
<p>All other areas of the Heath Centre</p>			
<p>Equipment in patient care areas</p>			<p>Clean all surfaces of examination trolleys / beds / stretchers and pillows with Detcon then Viraclean spray</p>
<p>Linen</p>			<p>Use disposable linen only. Carefully dispose of linen immediately into general waste bin.</p>

<p>Client chairs</p>			<p>Clean all surfaces with Detcon then Viraclean spray</p>
<p>Car / ambulance</p>			<p>Clean door handles, steering wheel and gear stick with Detcon then Viraclean spray Use disposable linen.</p>
<p>Work station</p>			<p>Clean desk, keyboard and mouse with Detcon then Viraclean spray</p>
<p>Telephone</p>			<p>Clean all surfaces including keypad, handset, cord and mouthpiece with Detcon then Viraclean spray</p>
<p>Work benches Counter tops</p>			<p>Clean all surfaces with Detcon then Viraclean spray</p>

<p>High touch areas</p>		 <p>Clean first Then Spray</p>	<p>Clean with Detcon then Viraclean spray</p>
<p>General waste bin</p>		 <p>Clean first Then Spray</p>	<p>Clean all surfaces with Detcon then Viraclean spray</p>

CLEANING PRODUCT INFORMATION

	<ul style="list-style-type: none"> • Detergent and disinfectant impregnated wipes. • Dirty looking equipment must be washed with Detcon first. • Let cleaned equipment / area airdry before storing or using.
	<ul style="list-style-type: none"> • Floor cleaner • Fill mop bucket 2/3 to the top or 10 litres • Dilute 100mls of Amazing in 10 Litres of <u>cold water.</u>



- General purpose detergent.
- Dilute 15mls of Detcon in 5 Litres of **hot water.**



- Disinfectant spray
- Clean first with Detcon, let dry
Spray with Viraclean spray